

# CORNER WORKSTATION



## CORNER WORKSTATIONS

Corner workstations allow for a more complete and integrated layout. They also make use of all available space for work and storage.

To order, choose "WITH" or "WITHOUT" cabinet under the work surface. Then configure your workstation. Options vary depending on the configuration chosen.

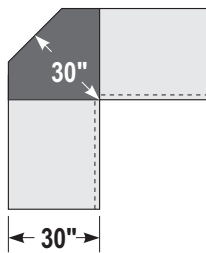
### DISTINCTIVE FEATURES

- Ergonomic 36" or 40" work surface height
- Standard 30" work surface depth
- Choice of two configurations: with or without cabinet under the work surface
- Leveling glides included in each model for a stable and level workstation
- Designed to be placed against a wall or back to back
- Must be anchored to two cabinets of the same height and depth, one on each side (LA30, RA30 or RA35). See the Cabinet section (see page 4) or R Multi-Drawer Cabinet section (see page 66)

### WITHOUT CABINET UNDER THE WORK SURFACE

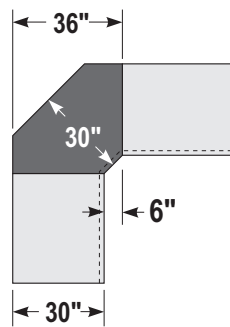
0030

Right-angled corner  
(2"W finishing panel)



0630

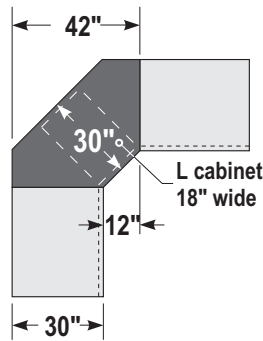
9"W finishing panel



### WITH CABINET UNDER THE WORK SURFACE

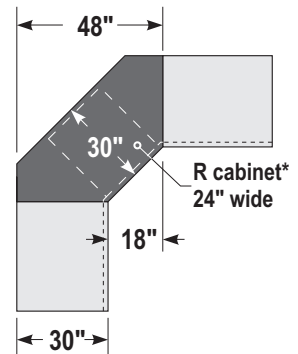
1230

L cabinet



1830

R cabinet



RS-C084X



RS-C002X



RS-C080S



RS-C008X

## 0030 WORKSTATION WITH FINISHING PANELS AND UTILITY PANELS

RS-C090X



RS-C090X



PRODUCT NO.	D OF TOP×H
RS-C090X	30"×76"

### MIDDLE SECTION - CORNER STATION

- 1 Set of painted steel top finishing panels (20"H) and stainless steel power feed panel with 3 power outlets (12A)  
RS-U0030F54S

---

- 1 Set of painted steel lower utility panels (15"H)  
RS-M0030P1P

---

- 1 Pre-punched stainless steel top with attachment bars  
RS-W003001S

---

- 1 Painted steel finishing panel and 4"H stainless steel kick plate  
RS-B0030341001S

### SIDE SECTIONS AND ACCESSORIES

- 2 Workstations with L Compact Cabinets on 4"H stainless steel bases, painted steel upper finishing panels (20"H) and lower utility panels (15"H), stainless steel top and cover panel  
L3XEG-3012L3X2

---

- 3 Packs of 10 double back single hooks (5"D)  
WM9H-05

---

- 1 Pliers holder  
WM9M-01

---

- 4 Leveling glide kits for L Compact Cabinets  
RA75-01

## 0630 WORKSTATION WITH ELECTRONIC TABLET SUPPORT

RS-C050S



RS-C050S



PRODUCT NO.	D OF TOP×H
RS-C050S	30"×36"

### MIDDLE SECTION - CORNER STATION

- 1 Stainless steel cover panel for computer mount  
RS69-063001

---

- 1 Pre-punched stainless steel top with attachment bars  
RS-W063001S

---

- 1 Open leg on leveling glides, painted steel finishing panel and 4"H stainless steel kick plate  
RS-B0630341001S

### SIDE SECTIONS AND ACCESSORIES

- 2 Stainless steel cover panels  
RC67-3601

---

- 2 Stainless steel cabinet tops  
RC35-3630

---

- 2 R Heavy-Duty Cabinets on 4"H stainless steel bases  
R5AEG-3026S

---

- 2 Leveling glide kits for R Heavy-Duty Cabinets  
RA74-01

---

- 1 Tablet arm  
RC59-62-01

## 1230 WORKSTATION WITH STORAGE CABINETS

RS-C060X



RS-C060X



PRODUCT NO.	D OF TOP×H
RS-C060X	30"×76"

### MIDDLE SECTION - CORNER STATION

- 1 Storage cabinet with integrated sliding polycarbonate doors and painted steel power feed panel with 3 power outlets (12A), knockout for pneumatic connection and perforation for telephone or network jack  
RS-U1230R21P

---

- 1 Set of painted steel lower finishing panels (15"H)  
RS-M1230F1P

---

- 1 Pre-punched stainless steel top with attachment bars  
RS-W123001S

---

- 1 L Compact Cabinet with 4"H stainless steel base, leveling glides and finishing panels  
RS-B1230341L02S

### SIDE SECTIONS AND ACCESSORIES

- 2 Workstations with a R Heavy-Duty Cabinets on 4"H stainless steel bases, storage cabinets with integrated sliding polycarbonate doors, LED light, painted steel lower finishing panel (15"H), painted steel cover panel and stainless steel top  
R5XEG-4022X

---

- 2 Leveling glide kits for R Heavy-Duty Cabinets  
RA74-01

---

- 1 LED light for the corner storage cabinet  
RD45-2416

## PRECONFIGURED MODELS

## 1830 WORKSTATION WITH STORAGE CABINETS

RS-C024S



RS-C024S



PRODUCT NO.	D OF TOP×H
RS-C024S	30"×76"

## MIDDLE SECTION - CORNER STATION

- 1 Storage cabinet with flipper door and painted steel power feed panel with 3 power outlets (12A), knockout for pneumatic connection and perforation for telephone or network jack

RS-U1830R01S

- 1 Set of stainless steel lower utility panels (15"H)

RS-M1830F1S

- 1 Pre-punched stainless steel top with attachment bars

RS-W183001S

- 1 R Heavy-Duty Cabinet with 4"H stainless steel base, leveling glides and finishing panels

RS-B1830341R02S

## SIDE SECTIONS AND ACCESSORIES

- 2 R Heavy-Duty cabinets on 4"H stainless steel bases, storage cabinets with flipper doors, LED light, stainless steel lower utility panel (15"H), stainless steel top and cover panel

R5XEG-4014S

- 2 Leveling glide kits for R Heavy-Duty Cabinets

RA74-01

- 1 LED light for the corner storage cabinet

RD45-3616

- 1 Multi-purpose holder

RC51-120312

- 1 Pliers holder

WM9M-01

- 1 Single screwdriver holder

WM9N-01

- 1 Pack of 10 double back single hooks (5"D)

WM9H-05

- 1 Pack of 10 double back double hooks (5"D)

WM9J-05

## 1830 WORKSTATION WITH PANELS AND ACCESSORIES

RS-C018X



RS-C018X



PRODUCT NO.	D OF TOP×H
RS-C018X	30"×76"

## MIDDLE SECTION - CORNER STATION

- 1 Set of painted steel upper finishing panels (20"H) and painted steel power feed panel with 3 power outlets (12A), knockout for pneumatic connection and perforation for telephone or network jack

RS-U1830F11P

- 1 Set of painted steel lower mixed panels (utility and for plastic bins) (15"H)

RS-M1830X1P

- 1 Pre-punched stainless steel top with attachment bars

RS-W183001S

- 1 open leg and leveling glides

RS-B1830341000P

## SIDE SECTIONS AND ACCESSORIES

- 1 R Heavy-Duty Cabinet on 4"H painted steel base, upper finishing panel (20"H), lower utility panel (15"H), painted steel cover panel and stainless steel top

R5XEG-4008X

- 1 R Heavy-Duty Cabinet on 4"H painted steel base, upper finishing panel (20"H), lower panel for plastic bins (15"H), painted steel cover panel and stainless steel top

R5XEG-4010X

- 2 Leveling glide kits for R Heavy-Duty Cabinets

RA74-01

- 1 Pliers holder

WM9M-01

- 2 Packs of 10 double back single hooks (5"D)

WM9H-05

- 14 Plastic bins


RG20-060603

## CORNER WORKSTATIONS - 0030



### 1 TYPE OF SURFACE

#### CHOOSE YOUR WORKSURFACE



Painted (P) or  
Stainless Steel (S)

Laminated  
Hardwood

Plastic  
Laminate

Acrylic/PVC  
Laminate

RS-W003001\_

RS-W003002

RS-W003003

RS-W003009

Tops are pre-drilled for easy installation of components above the work surface.

### 2 UNDER THE WORKSURFACE

#### CHOOSE YOUR WORKSTATION HEIGHT AND A FINISH FOR THE BASE

Height:\*  
34" or 38"

Base:  
Painted steel = P  
Stainless steel = S

RS-B0030\_1001\_

e.g., RS-B0030341001S for a 34" high 0030 corner workstation with stainless steel base.

NOTE: \*Includes the 4"H base but excludes the 2"H top

### 3 OVER THE WORKSURFACE

#### CHOOSE FROM THE FOLLOWING MODELS

Choose a finish for the power feed and finishing panel: painted steel (P) or stainless steel (S).

**A**

Upper finishing panels + power feed panel\*

RS-U0030F14\_

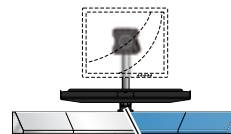
For this model, the power feed panel determines the panel finish, P or S.



Finishing panels + LCD monitor arm and keyboard & mouse tray + power feed panel\*

RS-M0030S1404\_

For this model, the power feed panel determines the panel finish, P or S.



Cover panel + LCD monitor arm and keyboard & mouse tray

RS-M0030T3\_



Power feed panel\*

RS-M0030T4\_

NOTE: \* Includes three 12A power outlets

### 4 CENTER - LOWER PANELS

Choose your panels for model **A** and finish: painted steel (P) or stainless steel (S)



Finishing panels

RS-M0030F1\_



Utility panels

RS-M0030U1\_



Plastic bin panels

RS-M0030L1P



Finishing panels + tablet arm

RS-M0030S2\_


## STEP BY STEP

## CORNER WORKSTATIONS - 0630



## 1 TYPE OF SURFACE

## CHOOSE YOUR WORKSURFACE



Painted (P) or  
Stainless Steel (S)  
RS-W063001\_



Laminated  
Hardwood  
RS-W063002



Plastic  
Laminate  
RS-W063003



Acrylic/PVC  
Laminate  
RS-W063009

Tops are pre-punched for easy installation of components above the work surface

## 2 UNDER THE WORKSURFACE

## CHOOSE YOUR WORKSTATION HEIGHT AND A FINISH FOR THE BASE

Height:\*  
34" or 38"

Base:  
Painted steel = P  
Stainless steel = S

RS-B0630\_1001\_

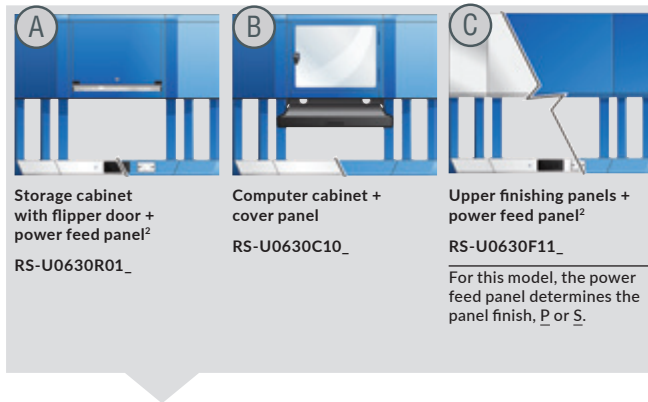
e.g., RS-B0630341001S for a 34" high 0630 corner workstation with stainless steel base.

NOTE: \*Includes the 4"H base but excludes the 2"H top

## 3 OVER THE WORKSURFACE

## CHOOSE FROM THE FOLLOWING MODELS

Choose a finish for the power feed and finishing panel: painted steel (P) or stainless steel (S).



Finishing panels + LCD monitor arm and keyboard & mouse tray + power feed panel<sup>1 2</sup>

RS-M0630S1401\_

In this model the power feed panel determines the panel finish, P or S.



Cover panel + LCD monitor arm and keyboard & mouse tray

RS-M0630T3\_



Power feed panel<sup>2</sup>

RS-M0630T1\_

NOTES: <sup>1</sup>The computer mount is positioned on the right by default in this model.

<sup>2</sup>Includes three 12A power outlets, a knockout for a pneumatic connection and a perforation for installing a telephone or Ethernet jack.

## 4 CENTER – LOWER PANELS


Choose your panels for models **A**, **B** and **C** and finish: painted steel (P) or stainless steel (S).



Finishing panels  
RS-M0630F1\_



Utility panels  
RS-M0630U1\_



Plastic bin panels  
RS-M0630L1P



Finishing panels + tablet arm<sup>3</sup>  
RS-M0630S2\_

NOTE: <sup>3</sup>The tablet arm is positioned on the right by default in this model.




## CORNER WORKSTATIONS - 1230



### 1 TYPE OF SURFACE

#### CHOOSE YOUR WORKSURFACE



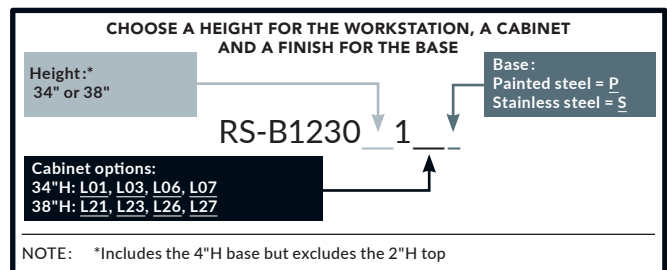
Painted (P) or Stainless Steel (S) RS-W123001\_      Laminated Hardwood RS-W123002      Plastic Laminate RS-W123003      Acrylic/PVC Laminate RS-W123009

Tops are pre-punched for easy installation of components above the work surface


### 2 UNDER THE WORKSURFACE

Cabinet models include a central locking system (L3) and finishing panels. Cabinet dimensions are 18"W x 27"D x 34"H or 38"H.


NOTES: Drawer compartments are included in all models, see page 27. To order drawers without compartments, replace the last two digits of the model number with the next even number up. e.g., L01 with, L02 without



#### 34\"/>



#### 38\"/>



### 3 OVER THE WORKSURFACE

#### CHOOSE FROM THE FOLLOWING MODELS

Choose a finish for the power feed and finishing panel: painted steel (P) or stainless steel (S).

**A**

Storage cabinet with flipper door + power feed panel<sup>2</sup>  
RS-U1230R01

**B**

Storage cabinet with integrated sliding door + power feed panel<sup>2</sup>  
RS-U1230R11\_

**C**

Upper finishing panels + power feed panel<sup>2</sup>  
RS-U1230F11\_  
In this model the power feed panel determines the panel finish, P or S.


Finishing panels + LCD monitor arm and keyboard & mouse tray<sup>1</sup> + power feed panel<sup>2</sup>  
RS-M1230S1401\_  
In this model the power feed panel determines the panel finish, P or S.

Cover panel + LCD monitor arm and keyboard & mouse tray  
RS-M1230T3\_  
Power feed panel<sup>2</sup>  
RS-M1230T1\_

NOTES: <sup>1</sup>The computer mount is positioned on the right by default in this model. <sup>2</sup>Includes three 12A power outlets, a knockout for a pneumatic connection and a perforation for installing a telephone or Ethernet jack.

### 4 CENTER – LOWER PANELS

Choose your panels for models (A), (B) and (C) and panel finish: painted steel (P) or stainless steel (S).



NOTE: <sup>3</sup>The tablet arm is positioned on the right by default in this model.


# STEP BY STEP

## CORNER WORKSTATIONS - 1830



### 1 TYPE OF SURFACE

#### CHOOSE YOUR WORKSURFACE



Painted (P) or Stainless Steel (S)  
RS-W183001\_

Laminated Hardwood  
RS-W183002

Plastic Laminate  
RS-W183003

Acrylic/PVC Laminate  
RS-W183009

Tops are pre-punched for easy installation of components above the work surface

### 2 UNDER THE WORKSURFACE

Cabinet models include a central locking system (L3) and finishing panels. Cabinet dimensions are 24"W x 27"D x 34"H or 38"H.

NOTES: Drawer compartments are included in all models, see page 6.  
To order drawers without compartments, replace the last two digits of the model number with the next even number up.  
e.g., R01 with, R02 without

CHOOSE A HEIGHT FOR THE WORKSTATION, A CABINET AND A FINISH FOR THE BASE

Height: \*  
34" or 38"


Base:  
Painted steel = P  
Stainless steel = S

RS-B1830 1

Cabinet options:  
34"H: R01, R03, R06, R07, R09, R11  
38"H: R21, R23, R26, R27, R29, R31

NOTE: \*Includes the 4"H base but excludes the 2"H top



#### 34" H CABINETS




#### 38" H CABINETS



### 3 OVER THE WORKSURFACE




In this model the power feed panel determines the panel finish, P or S.



NOTE: For ordering guidelines, (P), (S) and notes 1 & 2, please see page 177.

### 4 CENTER - LOWER PANELS

Choose your panels for models (A), (B) or (C) and panel finish: painted steel (P) or stainless steel (S).



NOTE: <sup>3</sup> The tablet arm is positioned on the right by default in this model.

## CORNER WORKSTATION ACCESSORIES


### MULTI-PURPOSE HOLDER RC51



- Holds up to four aerosol cans
- Also compatible with drinks cans

PRODUCT NO.	FOR
RC51-120312	With or without top cabinet
RC51-120303	With panel configurations only

### DOCUMENT HOLDER RC54



- Includes a clip to keep documents in place

PRODUCT NO.	FOR
RC54-141202	With or without top cabinet
RC54-1412	With panel configurations only

### TABLET ARM RC58



- Compatible with most tablets on the market
- Installs on the lower section (15) of a finishing panel for computer mount (RS81 / RS82)
- The small version is compatible with tablets between 7 $\frac{7}{8}$ "W and 10"W
- The large version is compatible with tablets between 9 $\frac{7}{8}$ "W and 12 $\frac{1}{4}$ "W

PRODUCT NO.	
RC58-62-01	Small
RC58-62-02	Large

### SLOPED TOP RS31



- Keeps the workspace clean and safe while reducing clutter
- The top for computer cabinets includes a fan

PRODUCT NO.	CONFIGURATION	FOR
RS31-063008	0630	Storage cabinet
RS31-123008	1230	Storage cabinet
RS31-183008	1830	Storage cabinet
RS32-063008	0630	Computer cabinet

### LED LIGHT RD45



- Brighter and more energy efficient than a fluorescent tube
- Brightens shaded areas under cabinets
- Color temperature: 6000-7000K (cool)
- Includes a galvanized steel fitting
- Includes a 10' power cord
- The recommended operating temperature for our LED lights is between 5°C and 40°C (41-104°F)

PRODUCT NO.	CONFIGURATION
RD45-2416	0630 and 1230
RD45-3616	1830

### TOOL HOLDERS



- Variety of hooks and holders available for hanging items and tools, see pages 200-201. Here are our most popular items:

PRODUCT NO.	
WM9N-01	Single screwdriver rack
WM9H-05	Double back single hook
WM9M-01	Pliers holder
WM9G-200	2" dia. single loop hook

NOTE: Not compatible with computer cabinets.

## TAKE INSPIRATION FROM THE ALPHABET!

